

## WIDE 5 STARLITE 55XD LUG-DRIVE HUBS

Wilwood's Starlite Wide 5 "bubble" hub has been the standard in short track racing for over 40 years. It is the preferred foundation when building your race car's brakes. The **Starlite 55XD** Lug-Drive hub combines three Wilwood innovations to create a strong, light racing hub for the most demanding race tracks.

The Starlite 55 series is an evolution of Wilwood's original lightweight Starlight II hub which quickly became a benchmark. With its five-bolt drive flange and Snap-Cap, The Starlite 55 is one of the strongest, lightest Wide 5 hubs, and the **55XD** is lighter still.

The **Starlite 55XD** version reduces weight with just five rotor mount bolts at the hub's reinforced center, which also reduces brake torque loading to the hub body. A lightweight forged aluminum adapter plate bolts to the hub.


Wilwood's Lug-Drive dynamic floating rotor mount is a simpler, lighter system eliminating rotor bolts, T-nuts, bobbins, and safety wire. Drag and road race cars have used Wilwood's Lug-Drive system for years, and more than a season of extensive testing has been done on top circle track cars.

**Starlite 55XD** rear hubs use our five-bolt axle drive flange instead of the traditional eight-bolt design. This eliminates the weight of three steel bolts and the reinforced bosses they screw into.

**Starlite 55XD** front hubs eliminate all the bolts and bosses with the Snap-Cap. A lightweight fiber-reinforced composite plastic cap snaps into place to keep out dirt.



Starlite 55XD Lug-Drive  
Front Hub with Snap Cap  
P/N [270-17462C](#)



Starlite 55XD Lug-Drive  
Rear Hub (inboard view)  
P/N [270-17461C](#)



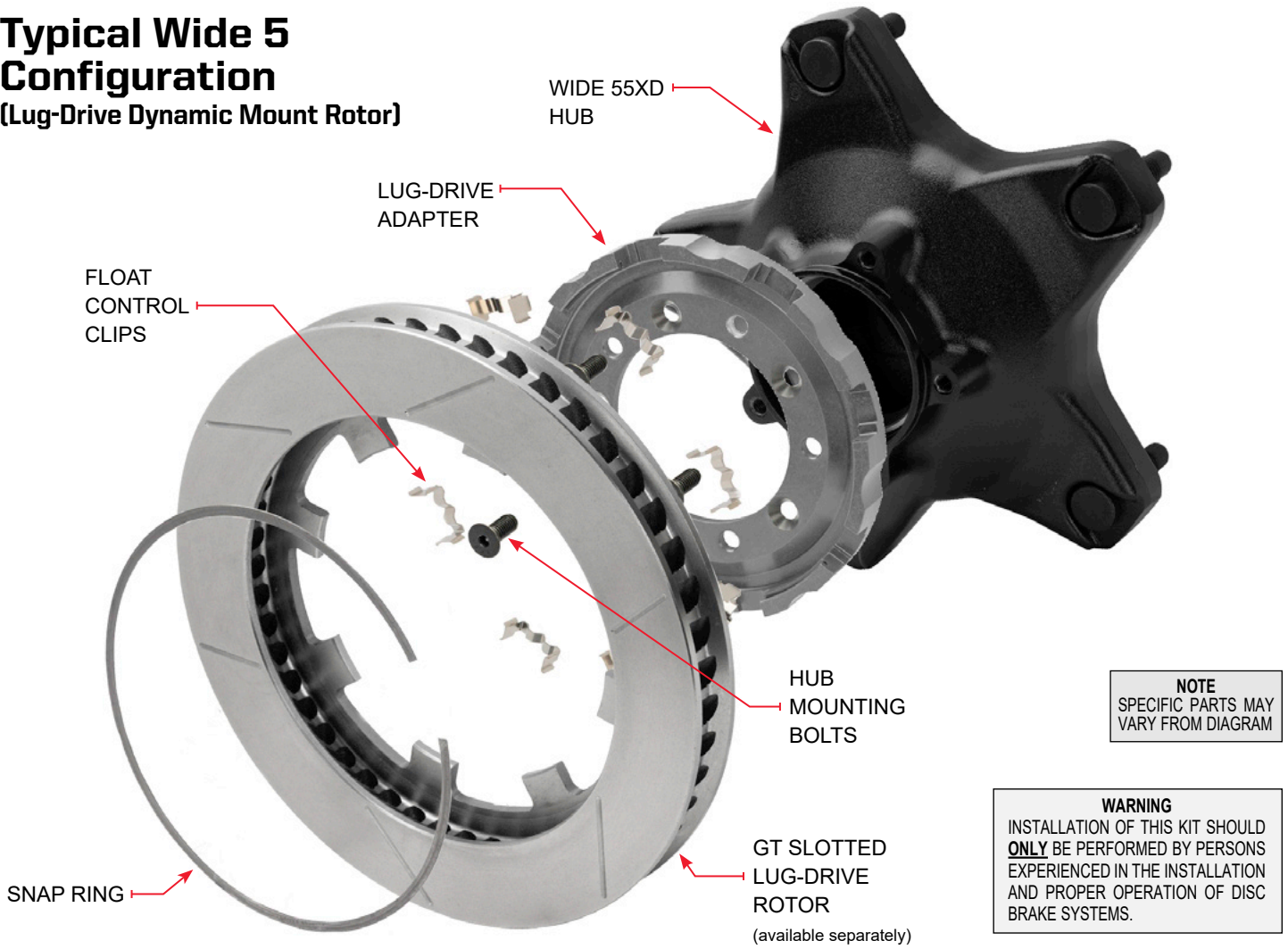
**ORDERING INFORMATION:** PH: 805.388.1188 • FAX: 805.388.4938 • [wilwood.com](http://wilwood.com) • [info@wilwood.com](mailto:info@wilwood.com)

HUB PART NUMBER	DESCRIPTION	AXLE	STUDS	FINISH
<a href="#">270-17461C</a>	STARLITE 55XD with Lug-Drive Adapter	Rear	Coarse	Black E-Coat
<a href="#">270-17462C</a>	STARLITE 55XD with Lug-Drive Adapter	Front	Coarse	Black E-Coat




  

ROTOR PART NUMBER	DESCRIPTION	MOUNTING	SIZE	MATERIAL
<a href="#">160-16923</a>	GT Slotted, 40 Straight Vane, Symmetrical Rotor	Lug-Drive	11.75" x .81"	<b>Spec37</b> Iron Alloy
<a href="#">160-16924</a>	GT Slotted, 48 Curved Vane, Right Side Rotor	Lug-Drive	11.75" x 1.25"	<b>Spec37</b> Iron Alloy
<a href="#">160-16925</a>	GT Slotted, 48 Curved Vane, Left Side Rotor	Lug-Drive	11.75" x 1.25"	<b>Spec37</b> Iron Alloy

### Typical Wide 5 Configuration (Lug-Drive Dynamic Mount Rotor)



### Available Accessories:



ORDERING INFORMATION: PH: 805.388.1188 • FAX: 805.388.4938 • [wilwood.com](http://wilwood.com) • [info@wilwood.com](mailto:info@wilwood.com)

PART NUMBER	DESCRIPTION	AXLE	PART NUMBER	DESCRIPTION	AXLE
<a href="#">270-13213</a>	Starlite 55 5-bolt Drive Flange with Oil Seal	Rear	<a href="#">270-9498</a>	Starlite 55 5-bolt Dust Cap	Front
<a href="#">270-6733</a>	Starlite 55 5-bolt Drive Flange	Rear	<a href="#">270-6913</a>	Starlite 55 Press-in Snap Cap	Front
<a href="#">270-16183</a>	Starlite 55 5-bolt Camber Drive Flange 2-Deg	Rear	<a href="#">270-2189C</a>	Wide 5 - 2" Wheel Spacer	Both